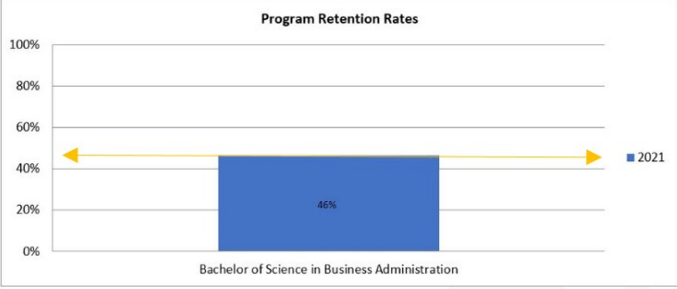
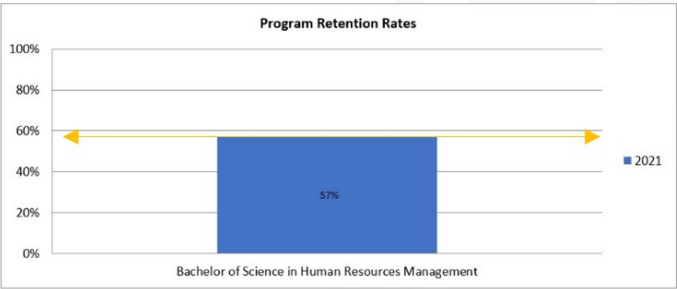
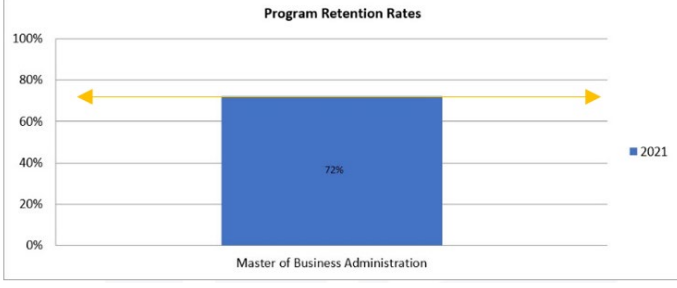
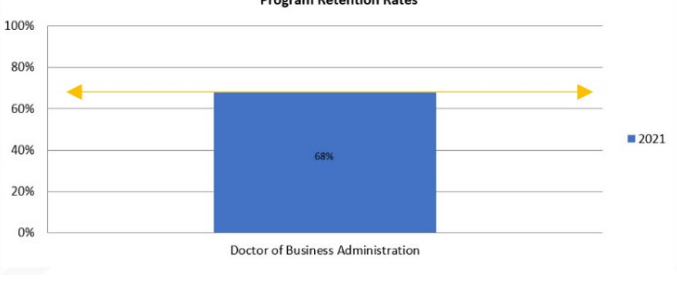


Glenn R. Jones College of Business
Student Achievement Results
Retention

Rates include students active at any point during the 2021 calendar year, who were subsequently retained on December 31, 2021.

Program	2021 Goal = greater than %	2021 Results	Rate
Bachelor of Science in Business Administration	48%	46%	 <p>Program Retention Rates</p> <p>100% 80% 60% 40% 20% 0%</p> <p>46%</p> <p>Bachelor of Science in Business Administration</p> <p>■ 2021</p>
Bachelor of Science in Human Resource Management	59%	57%	 <p>Program Retention Rates</p> <p>100% 80% 60% 40% 20% 0%</p> <p>57%</p> <p>Bachelor of Science in Human Resources Management</p> <p>■ 2021</p>
Master of Business Administration	74%	72%	 <p>Program Retention Rates</p> <p>100% 80% 60% 40% 20% 0%</p> <p>72%</p> <p>Master of Business Administration</p> <p>■ 2021</p>
Doctor of Business Administration	69%	68%	 <p>Program Retention Rates</p> <p>100% 80% 60% 40% 20% 0%</p> <p>68%</p> <p>Doctor of Business Administration</p> <p>■ 2021</p>

The rates disclosed above reflect historical outcomes and should not be relied on by anyone as an implicit or explicit representation or promise of future outcomes for any student.

**Glenn R. Jones College of Business
Student Achievement Results**

**2021 Program Graduates
by Specialization**

Program/Specialization	Number
BSBA - Contract Management	9
BSBA - Criminal Justice Administration	2
BSBA - General Business	104
BSBA - General Management	3
BSBA - Human Resource Management	11
BSBA - Information Technology Management	9
BSBA - Leadership	1
BSBA - Logistics	27
BSBA - Management/Leadership (12/21 MOS series)	1
BSBA - Project Management	10
BSBA - No Concentration	59
BSHRM - No Concentration	55
MBA - Conflict and Negotiation Management	5
MBA - General Management	16
MBA - Human Resource Management	20
MBA - Information Security and Digital Assurance Management	5
MBA - Information Technology Management	8
MBA - Logistics	32
MBA - Safety Management	5
MBA - Strategic Leadership	18
MBA - No Concentration	176
DBA - No Concentration	40

Data includes graduates from January 1 - December 31, 2021